

How to Make Your United Way Pledge

You will receive an email from United Way (epledge@uwsatx.org) on Monday, September 18, 2023, by 8:00 AM. Within the email, you will be given the ePledge website, your username (your CPS Energy email) and you will be able to create your own password.

ePledge link: <https://cps.uwsatx.stratuslive.com/>

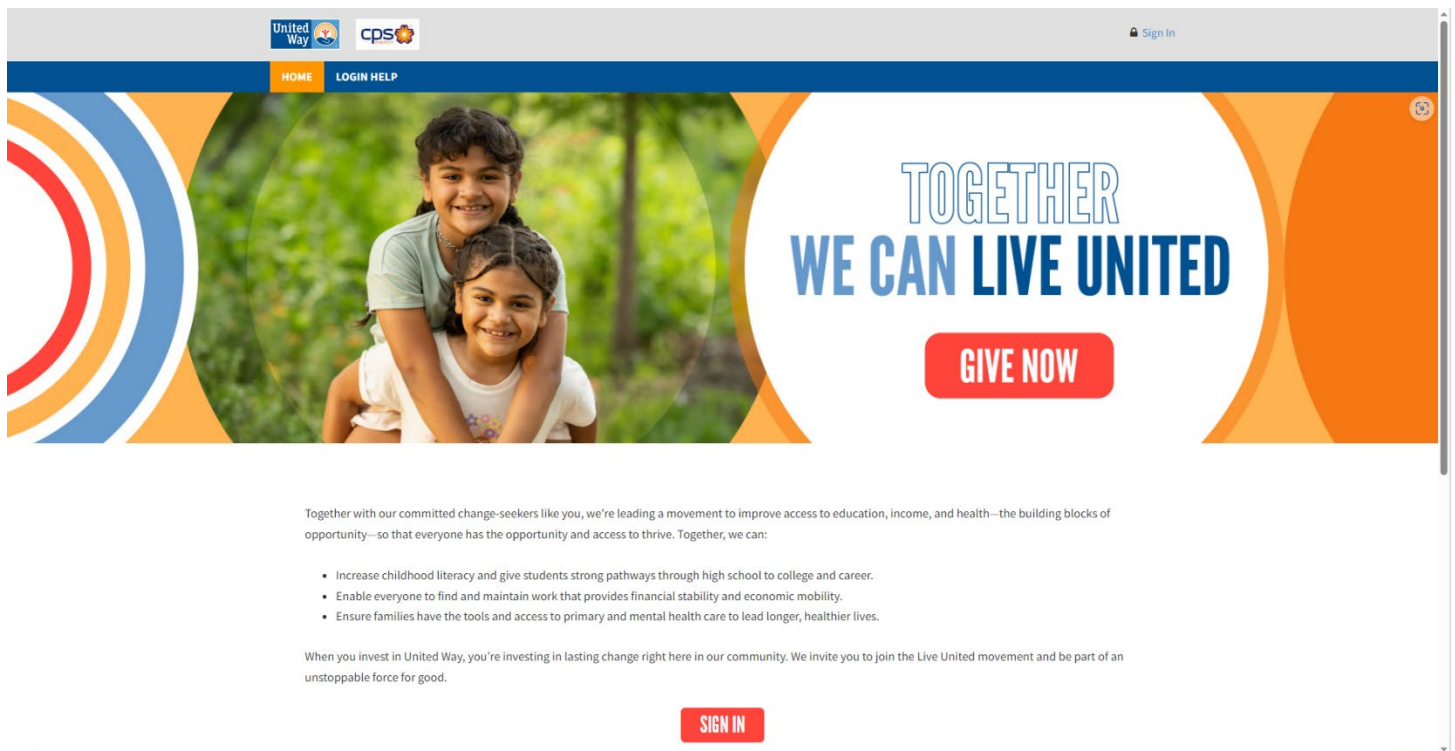
Username/Business Email: CPS Energy Email

Password: Set up by giver at login

If you need any assistance, please reach out to [Michael Thurston](#). You can also call him at 726.228.6229.

Step 1.

Once you click the ePledge link (<https://cps.uwsatx.stratuslive.com/>), you will be directed to the United Way campaign site. See below.



United Way cps Sign In

HOME LOGIN HELP

TOGETHER
WE CAN LIVE UNITED

GIVE NOW

Together with our committed change-seekers like you, we're leading a movement to improve access to education, income, and health—the building blocks of opportunity—so that everyone has the opportunity and access to thrive. Together, we can:

- Increase childhood literacy and give students strong pathways through high school to college and career.
- Enable everyone to find and maintain work that provides financial stability and economic mobility.
- Ensure families have the tools and access to primary and mental health care to lead longer, healthier lives.

When you invest in United Way, you're investing in lasting change right here in our community. We invite you to join the Live United movement and be part of an unstoppable force for good.

SIGN IN

Step 2.

Click “Sign In” and you will be directed to enter in your username (be sure to enter in your CPS Energy email into the “Username” and “Business Email” fields) and at this time, you will be able to create your own password. **Passwords must be eight characters long with an alpha, numeric and a special character.** You will receive an error if your created password doesn’t meet the requirements.



Give. Volunteer. Engage.

Each day, millions of change agents are making a difference by supporting the causes they care about.

Sign up to join the world's largest social good platform.

Username	Business Email
<input type="text"/>	<input type="text" value="fgreen@cpsenergy.com"/>
Password	
<input type="password"/>	
<input type="button" value="Sign Up"/>	
Or connect with	
<input type="button" value="Google"/>	<input type="button" value="Facebook"/>


Already have an account? [Login Here](#)

Powered by **StratusLIVE**

Step 3.

Once you input your information, you will be taken to a screen that says you must confirm your email. **You will need to check your CPS Energy email box to validate your account.**

Go to your CPS Energy email box and click the “confirm my email address” (see picture further below) within the email. Then, go back to the screen below and refresh your page, you will be taken directly into the CPS Energy United Way campaign site to begin making your pledge. If for some reason you do not get taken into the ePledge site, reload the site and sign in using your CPS Energy email and the password you created. You will be able to access the site since you already verified your email.



Hello **fgreen@cpsenergy.com**,

We're ready to activate your account. All we need to do is confirm this is your email address:

[Confirm my email address](#)

If you did not create a StratusLIVE account, please delete this email.

Once You Are Inside the ePledge Site

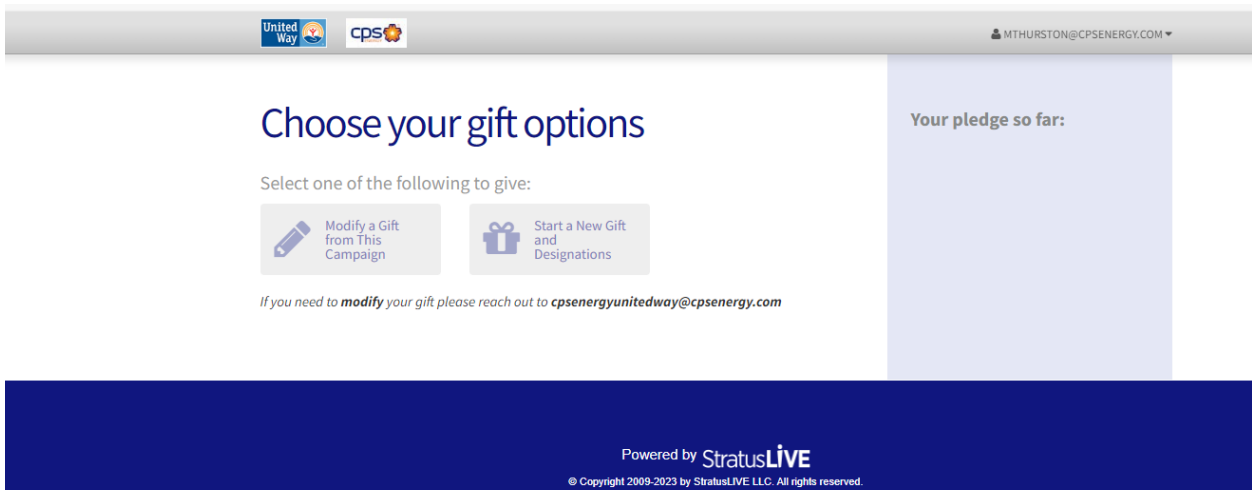
1. You will know you have gained access to the site once you see your CPS Energy email at the top right-hand corner.



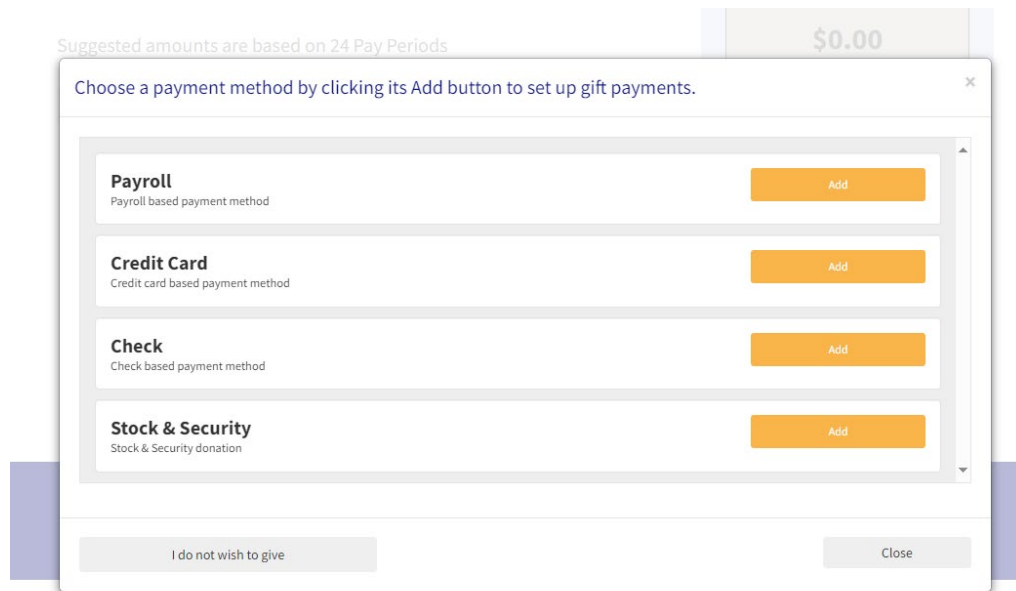
Welcome,

It's that time of the year when CPS Energy employees come together as **ONE TEAM LIVING UNITED** to partner with United Way of San Antonio and Bexar County to make a difference for those in need. For years, CPS Energy has been proud to hold the honor of being a **Top 25 Campaign** in the city, raising more dollars every year to help improve the lives of people in San Antonio and Bexar County. United Way achieves this by preparing young children for life, helping students succeed, promoting self-sufficiency for individuals and families, and supporting people in crisis. United Way supports local non-profit partners to build collaborative and effective programs to maximize the value of each donated dollar.

2. If you pledged last year, you will be able to see your historical pledge data by clicking the box left to the "Start a New Gift and Designation." Please note, you cannot manipulate any historical pledge data. It is only for viewing purposes. And you cannot modify your gift once you pledge for the 2023 United Way Campaign year. If you need to edit your current gift, please reach out to [Michael Thurston](mailto:Michael.Thurston@cpsenergy.com) or cpsenergyunitedway@cpsenergy.com.



3. Select the method you wish to donate (Payroll, Credit Card, or Check/Cash). If you wish to select Stock & Security, you will need to contact United Way of San Antonio & Bexar County directly. **Payroll method is preferred.**



4. Next, select how much you wish to donate. Your Fair Share, Super Giver, and Trailblazer amounts will be auto populated for you. But, you can select any amount you wish to pledge. Then, select how many pay periods you wish your pledge to be deducted from your paycheck. You can choose: 24, 12 or 1.

Set up gift payments

Suggested amounts are based on 24 Pay Periods

Payroll \$0.00 ✕

Amount

Fair Share Super Giver Trailblazer \$240.00

\$360.00 \$600.00 \$1,200.00

\$ Other Amount

Pay Periods

1

12

24

[Continue >](#)

Your pledge so far:

\$0.00
TOTAL GIFT

Payment Methods:

\$ \$0.00
PAYROLL
\$0.00 x 24

Designations:

♥ \$0.00
UNITED WAY OF SAN ANTONIO AND
BEXAR COUNTY

Membership Groups:

👥 Emerging Leaders

[CANCEL AND START OVER](#)

5. Now, you can begin selecting which impact partners from United Way’s list to pledge your dollars to. If you don’t see your agency of choice, go to the bottom and click “Find a Charity,” so you can search by the agency’s name.

The screenshot shows a web interface for selecting impact partners. At the top, there are logos for United Way and cps, and a user email address: MTHURSTON@CPSENERGY.COM. The main area displays five impact partners, each with a logo, a name, a progress bar (0%), and a dollar amount input field (0).

- Residential Energy Assistance Partnership (REAP)
- United Way - Ready Children
- United Way - Successful Students
- United Way - Strong Individuals and Families
- United Way - Safety Net

At the bottom, there are three buttons: "Previous", "Find a Charity", and "Continue".

On the right side, there is a "Recognition Level:" section with a trophy icon and the text "Alamo Society". Below this is a red button labeled "CANCEL AND START OVER".

6. Enter the agency's name and hit the "Search" button. The agency will pop up and you can hit the "Add to Designation" button at the bottom of the page, see below. Then, you will be able to move the cursor to make it equal 100% of your donation so you can move to the next screen. Please note, you must equal 100% of your donation to continue. And you can select multiple agencies to donate to.

UW Partners

Search by Charity Name or Description

Search

1 2 3 4 5 6 7 8 9 10 ...

Selected Charities

None

UW Partners

Search by Charity Name or Description

Search

1 - 1 of 1 Items

Selected Charities

None

Close Add to designations

United Way cps

Recognition Level: Alamo Society

CANCEL AND START OVER

← Previous Find a Charity Continue →

7. If your pledge meets the minimum requirement for the Emerging Leaders or Women United membership groups, the boxes will illuminate, and you can select them if you wish to join. If you do not meet the \$250 or \$500, respectively, the boxes will be greyed out.

1 2 **3 SELECT AFFINITY GROUPS** 4 5

Choose Membership Groups

Your gift may have qualified you to join one or more of these membership groups

Emerging Leaders Details

Women United Details

**The parameters for Membership Groups will vary by location. If you are not in San Antonio we will forward your information to your respective United Way.*

← Previous Continue >

8. Enter your contact information. (Optional)

Contact Information (Optional)

Personal Email

Preferred Email

Profile Information

Cell Phone

Date of Birth

Address Information

Address Line 1

Address Line 2

City

State|Province

Postal Code

← Previous Continue >

9. Then, select if you wish to disclose your gift to the agency you selected and if you want to be recognized in any leadership publications.
10. Then, select “Finish” and you will receive a “Thank You” message that says you are complete. You can now close the page or sign out from the top right-hand corner by clicking your email and dropdown menu.

Review and complete gift

- Do not forward my information to the Impact and/or Community Partner(s) I have designated
- I do not wish to be recognized in any leadership publications

[< Previous](#)

[Finish >](#)



Thank you for your pledge!

Your contribution to United Way will help spread their mission and go toward helping thousands of people achieve their full potential.

Thank you for investing in your community and for your generosity!

THANK YOU FOR PLEDGING AND SUPPORTING UNITED WAY!